

AGRICULTURAL

30-60 HP

What can we say? Grader blades are in our DNA – and more than 40 years since our first one, they're still being used to dig, move, scrape and shape land throughout New Zealand. Tough manganese steel cutting edges with 85% of the blade weight bearing down on them deliver performance that puts other blades to shame.





Reversible cutting edge



85% of total weight on cutting edge



3 way pin adjustment



High clearance



Optional rear leveling wheel



Tapered beam for extra strength






Features:

- 85% of weight on cutting edge
- Adjustable turntable
- Reversible mould board for pushing instead of pulling
- High clearance
- Bolt on land wheel bracket
- Fully lubricated swivel, offset and turntable pivot points
- Tapered main beam for extra strength
- Reversible offset - left and right
- Full three way adjustment (pins)
- Reversible offset - left and right



OPTIONS:

Leveling wheel kit

	 cm	 hp	 kg
AGRICULTURAL 260-6	180	30 - 60	260
AGRICULTURAL 260-7	210	30 - 60	280



CALL FARMGARD 24 HOURS
0800 FARMGARD - NZ
1800 FARMGARD - AU



EMAIL US FOR MORE INFO
sales@farmgard.co.nz
sales@farmgard.com.au



DOWNLOAD A FREE INFO PACK OR BROCHURE
farmgard.co.nz
farmgard.com.au