

# MULTI SPREADERS


FARMGARD 

## AP

7.25-9 m<sup>3</sup>

The tandem axle range has anti-movement internal baffles for increased safety and optional extras like a weight-sensing spring drawbar, a weight management system and auto-fill that enables filling from the tractor seat. Twin axles and flotation tyres mean it's kind to grass and ground.





Reversible gearbox



Watertight access hatch / stone trap



Overshot discharge rotor



Replaceable teeth on rotor



Aggressive feed auger



Hydraulic door






## Features:

- Reversible rotor with shearbolt protection
- Watertight access hatch / stone trap
- Hydraulic brakes
- Large flotation tyres
- Overshot expeller provides greater fragmentation of material, giving an even spread over a large area while preventing lumping
- The hydraulically controlled high rate of discharge from the mid mounted door ensures high velocity spread patterns up to 20 m from the wheel track
- The vertical opening door has high clearance allowing foreign objects to be released easily and allows full working width, shearing of material by the serrated tipped rotor as it discharges
- Adjustable deflector allows consistency of spread pattern to be maintained with changing materials
- Hardened reversible tips for long life use
- Guillotine door
- No jamming of stones or material under rotor as all material is discharged over the top



## OPTIONS:

Side discharge deflector for slurry

	 Capacity (m <sup>3</sup> )	 HP	 kg
AP 900	7.25	100 - 450	3,500
AP 1100	9	110 - 450	3,600



CALL FARMGARD 24 HOURS  
**0800 FARMGARD - NZ**  
**1800 FARMGARD - AU**



EMAIL US FOR MORE INFO  
**sales@farmgard.co.nz**  
**sales@farmgard.com.au**



DOWNLOAD A FREE INFO PACK OR BROCHURE  
**farmgard.co.nz**  
**farmgard.com.au**